

Template periodic disclosure for the financial products referred to in Article 8, paragraphs 1, 2 and 2a, of Regulation (EU) 2019/2088 and Article 6, first paragraph, of Regulation (EU) 2020/852

Product name: **Jupiter Merian World Equity Fund**

Legal entity identifier: **549300OPT1KILLME7RY70**

Environmental and/or social characteristics

Sustainable investment

means an investment in an economic activity that contributes to an environmental or social objective, provided that the investment does not significantly harm any environmental or social objective and that the investee companies follow good governance practices.

The **EU Taxonomy** is a classification system laid down in Regulation (EU) 2020/852, establishing a list of **environmentally sustainable economic activities**. That Regulation does not lay down a list of socially sustainable economic activities. Sustainable investments with an environmental objective might be aligned with the Taxonomy or not.

Did this financial product have a sustainable investment objective?

☒ ☒ ☐ Yes

☐ It made **sustainable investments with an environmental objective:** %

☐ in economic activities that qualify as environmentally sustainable under the EU Taxonomy

☐ in economic activities that do not qualify as environmentally sustainable under the EU Taxonomy

☐ It made **sustainable investments with a social objective:** %

☒ ☐ ☒ No

☐ It **promoted Environmental/Social (E/S) characteristics** and while it did not have as its objective a sustainable investment, it had a proportion of % of sustainable investments

☐ with an environmental objective in economic activities that qualify as environmentally sustainable under the EU Taxonomy

☐ with an environmental objective in economic activities that do not qualify as environmentally sustainable under the EU Taxonomy

☐ with a social objective

☒ It promoted E/S characteristics but **did not make any sustainable investments**



To what extent were the environmental and/or social characteristics promoted by this financial product met?

Both the environmental and social characteristics promoted by the Fund were met. These were:

(i) the promotion of portfolio carbon efficiency; and

(ii) the upholding responsibilities to people and planet in seeking compliance with the UN Global Compact Principles, (the "ESG Characteristics").

The environmental characteristic promoted by the Fund was measured through seeking to invest in a portfolio of investments that had a level of carbon emissions intensity lower than the market rate (determined based on the weighted average carbon emissions intensity of the constituents of the Index, which is a broad market index).

The social characteristic promoted by the Fund was measured through the monitoring and evaluation of companies against the UN Global Compact Principles (particularly any involvement in violations of one or more of the 10 principles).

The Fund did not designate a reference benchmark for the purpose of attaining the environmental and social characteristics promoted by the Fund.

Sustainability indicators

measure how the environmental or social characteristics promoted by the financial product are attained.

● **How did the sustainability indicators perform?**

It has been assessed that at the security level, 87.95% of securities achieved a level of carbon emissions intensity lower than the market rate according to the stated methodology summarised above and is therefore aligned with the promotion of the E characteristic.

Additionally, it has been assessed that the portfolio of securities (excluding cash) achieved a level of carbon emission intensity that is lower than the relevant market rate.

It has been assessed that 100.00% of the portfolio of securities (excluding cash) is in compliance with the UN Global Compact Principles and is therefore aligned with the promotion of the social characteristic.

● **...and compared to previous periods?**

The overall alignment of the Fund's promotion of environmental and social characteristics has remained stable over the period due to the performance of the underlying indicators.

The performance of the environmental indicator is the main determinant of the overall alignment. As discussed above, the environmental indicator is linked to investor practice centred on the carbon efficiency. The environmental characteristic promoted by the Fund involves seeking to invest in a portfolio of investments that has a level of carbon emissions intensity that is lower than the market rate (determined based on the weighted average carbon emissions intensity of the constituents of the Index, which is a broad market index and not a designed sustainability reference benchmark).

In the previous reference period, 87.72% of eligible securities were aligned with the E/S Characteristic (compared to 87.95% this period).

● **What were the objectives of the sustainable investments that the financial product partially made and how did the sustainable investment contribute to such objectives?**

Not applicable as the Fund has not committed to make sustainable investments.

● **How did the sustainable investments that the financial product partially made not cause significant harm to any environmental or social sustainable investment objective?**

Not applicable as the Fund has not committed to make sustainable investments.

● **How were the indicators for adverse impacts on sustainability factors taken into account?**

Not applicable.

● **Were sustainable investments aligned with the OECD Guidelines for Multinational Enterprises and the UN Guiding Principles on Business and Human Rights?**

Not applicable.

The EU Taxonomy sets out a "do not significant harm" principle by which Taxonomy-aligned investments should not significantly harm EU Taxonomy objectives and is accompanied by specific Union criteria.

The "do no significant harm" principle applies only to those investments underlying the financial product that take into account the Union criteria for environmentally sustainable economic activities. The investments underlying the remaining portion of this financial product do not take into account the Union criteria for environmentally sustainable economic activities.

Any other sustainable investments must also not significantly harm any environmental or social objectives.



Principal adverse impacts

are the most significant negative impacts of investment decisions on sustainability factors relating to environmental, social and employee matters, respect for human rights, anti-corruption and anti-bribery matters.

How did this financial product consider principal adverse impacts on sustainability factors?

Principal adverse impacts on sustainability factors were factored into the Fund's portfolio construction and rebalancing processes. A list of the key principal adverse impact indicators considered by the Fund can be found on the website:

<https://www.jupiteram.com/global/en/corporate/sustainability-at-jupiter/sustainable-finance-disclosure-regulation/>



The list includes the investments constituting the **greatest proportion of investments** of the financial product during the reference period which is: 29 December 2023 - 31 December 2024.

What were the top 15 investments of this financial product?

Largest Investments	Sector	% of Net Assets	Country
APPLE INC	Technology Hardware, Storage & Peripherals	4.24	United States
NVIDIA CORP	Semiconductors & Semiconductor Equipment	4.11	United States
MICROSOFT CORP	Software	3.73	United States
ALPHABET INC	Interactive Media & Services	2.78	United States
AMAZON COM INC	Broadline Retail	1.90	United States
META PLATFORMS INC CLASS A	Interactive Media & Services	1.54	United States
NETFLIX INC	Entertainment	0.90	United States
NOVO NORDISK CLASS B	Pharmaceuticals	0.90	Denmark
VISA INC CLASS A	Financial Services	0.79	United States
VERIZON COMMUNICATIONS INC	Diversified Telecommunication Services	0.71	United States
BOOKING HOLDINGS INC	Hotels, Restaurants & Leisure	0.67	United States
ADOBE INC	Software	0.66	United States
ASML HOLDING NV	Semiconductors & Semiconductor Equipment	0.63	Netherlands
GLAXOSMITHKLINE	Pharmaceuticals	0.61	United Kingdom
SPROUTS FARMERS MARKET INC	Consumer Staples Distribution & Retail	0.57	United States



Asset allocation describes the share of investments in specific assets.

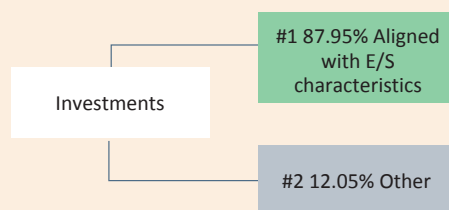
What was the proportion of sustainability-related investments?

Not applicable as the Fund has not committed to make sustainable investments.

What was the asset allocation?

87.95% of the Fund's investment portfolio was aligned with the environmental or social characteristic promoted by the Fund.

The remaining portion of the Fund's investment portfolio ("#2Other") consisted of investments which were not aligned with the environmental or social characteristics promoted by the Fund, investments for which relevant data was not available and/or cash and cash equivalents held on an ancillary basis.



#1 Aligned with E/S characteristics includes the investments of the financial product used to attain the environmental or social characteristics promoted by the financial product.

#2 Other includes the remaining investments of the financial product which are neither aligned with the environmental or social characteristics, nor are qualified as sustainable investments.

● In which economic sectors were the investments made?

Refer to table above in top investments.

Taxonomy-aligned activities are expressed as a share of:

turnover reflects the “greenness” of investee companies today.

capital expenditure (CapEx) shows the green investments made by investee companies, relevant for a transition to a green economy.

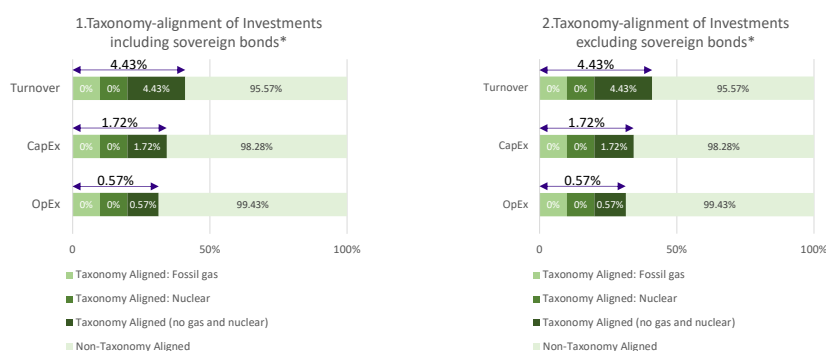
operational expenditure (OpEx) reflects the green operational activities of investee companies.



To what extent were the sustainable investments with an environmental objective aligned with the EU Taxonomy?

Please note that the Fund did not make a commitment to make EU Taxonomy aligned investments. Therefore, the EU Taxonomy alignment figures reported below are an incidental result of the Fund’s investment strategy and promotion of environmental and social characteristics.

The graphs below show in green the percentage of investments that were aligned with the EU Taxonomy. As there is no appropriate methodology to determine the taxonomy-alignment of sovereign bonds*, the first graph shows the Taxonomy alignment in relation to all the investments of the financial product including sovereign bonds, while the second graph shows the Taxonomy alignment only in relation to the investments of the financial product other than sovereign bonds.



*For the purpose of these graphs, ‘sovereign bonds’ consist of all sovereign exposures

Did the financial product invest in fossil gas and/or nuclear energy related activities complying with the EU Taxonomy¹?

☐ Yes: ☐ In fossil gas ☐ In nuclear energy

☒ No

¹ Fossil gas and/or nuclear related activities will only comply with the EU Taxonomy where they contribute to limiting climate change ("climate change mitigation") and do not significantly harm any EU Taxonomy objective - see explanatory note in the left hand margin. The full criteria for fossil gas and nuclear energy economic activities that comply with the EU Taxonomy are laid down in Commission Delegated Regulation (EU) 2022/1214.

Enabling activities directly enable other activities to make a substantial contribution to an environmental objective.

Transitional activities are activities for which low-carbon alternatives are not yet available and among others have greenhouse gas emission levels corresponding to the best performance.

● What was the share of investments made in transitional and enabling activities?

The share of investments made in transitional activities was 0.01%. The share of investments made in enabling activities was 3.50%.

● How did the percentage of investments that were aligned with the EU Taxonomy compare with previous reference periods?

The overall EU Taxonomy alignment for the Fund improved compared to the previous period.

Over the previous reference period, the overall EU Taxonomy alignment of the Fund has changed as follows (combining Fossil gas, Nuclear and Other taxonomy aligned investments on an aggregated basis as shown on the preceding EU Taxonomy graph):

- In respect of Turnover and CapEx (including sovereign bonds), the EU Taxonomy alignment improved from 1.63% to 4.43% and 0.91% to 1.72% respectively.

- In respect of Turnover and CapEx (excluding sovereign bonds), the EU Taxonomy alignment improved from 1.64% to 4.43% and 0.92% to 1.72% respectively.

- In respect of OpEx (including sovereign bonds) and OpEx (excluding sovereign bonds), the EU Taxonomy alignment improved from 0.33% to 0.57% and 0.33% to 0.57% respectively.

It should be noted that market participants continue to experience fundamental challenges due to the lack data availability and the dearth of corporate disclosures. We are working with vendors and using relevant data packages to best assess and understand taxonomy alignment. However, although we expect data quality to improve (as regulatory actions take effect), caution should be applied when deriving conclusions over this reference period.

What was the share of sustainable investments with an environmental objective not aligned with the EU Taxonomy?

Not applicable as the Fund has not committed to make sustainable investments.

What was the share of socially sustainable investments?


Not applicable as the Fund has not committed to make socially sustainable investments.

What investments were included under "other", what was their purpose and were there any minimum environmental or social safeguards?

All of the Fund's investments were held with a view to achieving the Fund's investment objective, including any which were not aligned with environmental and social characteristics promoted by the Fund.

In addition to investments made by the Fund in pursuit of its investment strategy, the Fund may have held short term securities.

No minimum environmental or social safeguards were applied in relation to such holdings. This category also included investments for which relevant data is not available.

 are sustainable investments with an environmental objective that **do not take into account the criteria** for environmentally sustainable economic activities under Regulation (EU) 2020/852.



What actions have been taken to meet the environmental and/or social characteristics during the reference period?

The Investment Manager adopted a “systematic” investment process which uses sophisticated computer models to analyse large volumes of data to select investments. This is overlaid with an explicit ESG factor from third party data providers to conduct detailed analysis on the ranking of specific issuer and time series data on ESG scores and assess stock returns and forecasts, which were factored into the Fund’s portfolio construction and rebalancing process. This allowed the Investment Manager to tilt the portfolio in order to meet the ESG Characteristics promoted by the Fund.

Whilst data providers are chosen carefully, the information or data from such providers may be incomplete, inaccurate or inconsistent and data errors may occur.

Active ownership is centred on the Fund’s systematic investment process. The exercise of rights and responsibilities is applied by utilising independent third party proxy voting recommendations which captures local market best practice concerning corporate governance and reflects institutional investor guidance on social and environmental matters.



How did this financial product perform compared to the reference benchmark?

Not applicable.

Reference benchmarks are indexes to measure whether the financial product attains the environmental or social characteristics that they promote.

● How does the reference benchmark differ from a broad market index?

Not applicable.

● How did this financial product perform with regard to the sustainability indicators to determine the alignment of the reference benchmark with the environmental or social characteristics promoted?

Not applicable.

● How did this financial product perform compared with the reference benchmark?

Not applicable.

● How did this financial product perform compared with the broad market index?

Not applicable.